

How to play The Transformation® Game?

Set your intention

Start by choosing a personal issue you are currently dealing within your life: a problem or concern you would like to resolve by playing the Transformation Game®.



Personal Unconscious Envelope

Each player must fill the his/her Personal Unconscious envelope with an Angel, Insight, and Setback cards – without reading its content.



Life Source

Each player places his marker on an open square on the Source– the circle in the center of the board.



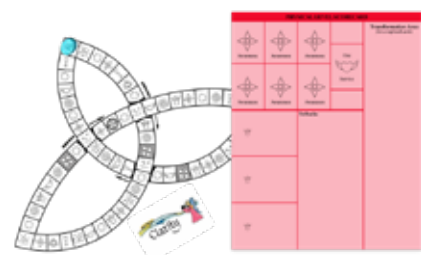
Welcome your Guardian Angel

At birth, move to the Life Path. Connect to your intention and invoke your Guardian Angel by selecting an Angel from your Personal Unconscious envelope. Finally, receive the red Physical Level Scorecard.

Walk along the Life Path

The Player rolls the die in their round and moves along the Life Path, following the instructions for each square according to the manual that comes in the Game Box. There are 11 different squares in the Life Path, where the player will randomly land according to the number of the die.

- **Insight Life Square:** reveals a direction to go or a quality of support. Insights bring Awareness Tokens.
- **Setback Life Square:** reveals where we stumbled and what prevents us from moving forward. Setbacks bring Pain Tokens on the Path.
- **Angel Life Square:** Angels are essential keywords for the player's evolution. They represent spiritual qualities that dwell within each one.



Taking risks...

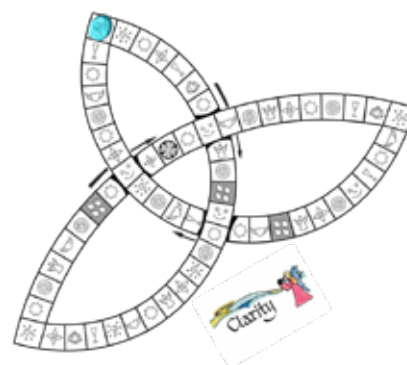
The coin in the center of the board will be used every time a player lands on the Intuitive Flash Square. This square is an opportunity for the player to connect with their intuition.

The deck with the Universal Feedback cards will be used when the player is in the Free Will Life Square. This is an opportunity for the player to practice their choices and know the consequences of their decision.



There are other squares along the Life Path

- Appreciation Life Square
- Blessing Life Square
- Depression Life Square
- Miracle Life Square
- Service Life Square
- Transformation Life Square



Flying up to the next playing level


The player can move to the next level if he/she has no pains in his Life Path and completes the top part of the Card (6 bonus + 1 Service Bonus) or if he/she completes the bottom part of the Card (with 3 Angels).



Experience up to 4 levels

The experience with the Transformation Game allows the player to walk up to 4 levels:

- Physical Level: red;
- Emotional Level: orange;
- Mental Level: yellow;
- Spiritual Level: purple.



Closing the Game

The Game will be complete when:

The previously stipulated game time ends;

or

Empty Personal Unconscious Envelope and the Life Path free of Pains. 4 completed Level Scorecards.



Next steps

If you have time and breath you can follow the 4 steps described in the manual in the Next Steps item.

